

Like **natural teeth**

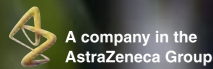


Advantage Astra Tech

As a wholly-owned subsidiary of AstraZeneca, a highly respected, global pharmaceutical company, we have a long tradition in research and product development.

Extensive scientific documentation from clinical studies confirms that the Astra Tech implant system enables very good results—over both the short- and long-term. What's more, we continuously strive to make the market's leading implant system even better.

A perfect example is OsseoSpeed™, a fluoride-modified surface on the implant that generates more bone and speeds up the healing process. This patented innovation opens up opportunities for even more people to receive safe tooth replacement that looks, feels and functions like natural teeth.



Smile with confidence

The Astra Tech implant system is the best solution for permanent replacement of one or more teeth. Our system is the result of extensive scientific research and clinical studies. Now you can laugh and eat as you please—knowing that your teeth are securely in place. Quite simply, you can count on natural looking teeth and the attractive, confident smile that comes with it.

The platform for all dental implant solutions is a small titanium screw. It grows rapidly together with bone tissue to form a new, stable tooth root.

In this brochure, you can learn more about the basic concepts of dental implants and how the treatment is carried out. You can also read the personal accounts of people who describe why they chose dental implants—and how it changed their lives.

A well-proven solution that is 40 years old

Implants are nothing new in dental care. In fact, dental implants have been used to permanently replace one, several or all teeth in the upper or lower jaw, since the mid-1960s.

Dental implants are small screws made of titanium. It is a metal accepted by the body and it has a well-documented ability to heal together with bone tissue.

Based on years of extensive research, Astra Tech has developed a unique dental implant system that provides a secure anchor for new, natural looking teeth, quickly and simply. Let's take a closer look at the parts of a dental implant:



Titanium implant = a new root for a new tooth

The dental implant is just another name for the titanium screw that is inserted into the jawbone to form the foundation of the implant. The length and thickness of the dental implant depends on the amount of bone tissue present and the size of the jaw.

The abutment ensures a perfect attachment

An abutment is a ceramic or titanium component that ensures a secure fit between the dental implant and the crown.

... for crowns, bridges, or prostheses

Once the dental implant and the abutment are in place, it is time to fit the crown, the bridge, or the prosthesis for an entire upper or lower jaw. Whatever the extent of the procedure and type of implant, you can count on teeth that will remain in place for a long time to come.

The dental implant in actual size



Attractive and secure—all your life

Dental implants have many advantages compared to traditional crown and bridge solutions. Here are the main reasons for dental implants:

- *Dental implants look, feel and function like your natural teeth.*
- *Healthy teeth do not need to be ground down to support dental implants.*
- *Anchoring dental implants in the jawbone stimulates bone tissue and gums, ensuring an attractive, esthetic result, while helping to maintain facial structures.*
- *Dental implants do not require any adhesives to hold the new teeth in place, and eliminate discomfort and insecurity of loose, ill-fitting dentures.*
- *Last but not least: you get a secure and permanent tooth replacement.*



A dental implant provides attractive, long-term results. The implant actually stimulates the bone tissue, contributing to healthy gums around the new tooth.



Conventional solutions usually involve grinding down adjacent healthy teeth to support a bridge. In addition, these solutions do not stimulate the underlying bone which can, in turn, result in a withering away of bone tissue and, ultimately, receding gums. Dental implants, on the other hand, are anchored in the jawbone, stimulating bone tissue just like natural teeth.

Implant solutions for every need

A dental implant is the optimal solution for anyone who is missing one or more teeth. The Astra Tech implant system can be tailored to different needs, so that virtually anybody can get teeth that look and function like natural teeth. Fully developed bone tissue, however, is an important prerequisite. This is why dental implants are normally not installed in people under the age of 18.

Replacing a single tooth

A crown mounted on an implant is the best choice if you're missing a tooth in the upper or lower jaw. The dental implant allows you to eat, laugh and smile naturally.

... or several teeth

Speech and chewing abilities can be hampered when several teeth are missing. If you, or somebody you know, are in this situation, there are two solutions: separate crowns on dental implants or a bridge attached to two or more dental implants.

... or all of the teeth

If you're missing all of your teeth in the upper or lower jaw, dental implants are the right solution. You can, for example, choose a full bridge that is attached to several dental implants. Another option is a removable prosthesis that is attached via anchoring devices to two or more dental implants. The prosthesis remains securely in place in your mouth—yet it is easy to remove.

Imagine all the people who get dental implants every year! Perhaps it's time to consider a crown...




A treatment tailored to you


When you are ready for a dental implant, you'll get a solution tailored according to your needs, general state of health, and the quantity and quality of your bone tissue. These factors also determine the total duration of the treatment.

Through innovation and product development, we are committed to making the treatment as comfortable as possible. It is usually carried out under a local anesthetic and most patients do not feel anything. What's more, chair time is short—you can leave the dentist's office directly after the procedure.

Your new teeth need the same care as natural teeth. Brush your new teeth carefully and floss as usual. In addition, the risk of discoloring due to coffee, tea and wine is no greater than for natural teeth.



Craftsmanship at its best: the dental technician skillfully adapts the crown, bridge or prosthesis to every patient.



Just like with natural teeth, brush your new teeth carefully and floss as usual.

Treatment procedure

1. A thorough examination

The first step of dental implant therapy is a discussion with your dentist, followed by a thorough dental examination. The jaw is x-rayed to check the condition of the bone tissue and to determine the placement of the dental implant. An impression is made of the jaw and existing teeth, forming an important platform for the treatment.

2. Inserting the dental implant

There are two options for dental implant placement, depending on your clinical situation.

In a one-step procedure, the dental implant is placed and then a temporary abutment is attached. In a two-step procedure, the dental implant is inserted and then covered by the gum. The abutment is attached at a later date (see below).

In both cases, a temporary tooth or prosthesis is put in place, followed by a maximum healing period of three months for the lower jaw, and six months for the upper jaw. In some cases, the dental implant can be loaded immediately. However, this depends on your bone condition.

3. Attaching the abutments

In a one-step treatment, the temporary abutment is replaced by a permanent one after the dental implant has bonded with the bone tissue.

The second part of a two-step procedure involves making a minor incision to open the gum and put the abutment in place.

4. Producing the teeth

When the abutment is in place, a new impression is made. It is then compared to the impression made during the initial examination. Based on a final model, a dental technician carefully crafts the crown, bridge or prosthesis. Special attention is given to ensuring the right color and shape so that your new teeth look like your natural teeth.

5. Fitting and re-examination

When the teeth are ready, your dentist simply attaches them to the dental implants. That's all there is to it! This is usually followed by a few follow-up visits to check functionality and esthetics. In short, to make sure you are completely satisfied with your new teeth.

One tooth



1. The need to replace a missing tooth can be due to an accident or because there was no predisposition for a tooth at birth. However, once the jawbone is fully developed, a dental implant is a long-lasting esthetic solution.



2. The dental implant is installed in the jawbone. No healthy teeth are affected or damaged; with other replacement solutions, adjacent teeth might be ground down to support a bridge.



3. The abutment is attached to the dental implant. A crown is then placed on the abutment, fitting perfectly at the edge of the gum.



4. The new tooth is now complete, and it is virtually impossible to see the difference between the existing teeth and the new tooth for a truly natural looking solution.

Several teeth



1. Some people lose teeth in the rear of the mouth. This is typically caused by gum infection (periodontitis) or by a tooth cracking due to previous fillings.



2. Between two and four dental implants are installed for a dental implant bridge. This solution does not affect the patient's own teeth. In addition, the bridge will function for many years, regardless of the condition of the existing teeth.



3. Abutments are attached to the dental implants. The next step is to fit a bridge; the new set of teeth is placed on the abutments.



4. The dental implant bridge is now in place and can withstand the strong chewing forces that occur in the rear of the mouth. In fact, it feels and functions like natural teeth.

All teeth



1. If you have lost all of your teeth in one or both jaws, you can choose a permanently anchored dental implant bridge or a removable prosthesis that is connected to two or more dental implants, called an overdenture.

This type of overdenture stays in place more firmly than a conventional removable prosthesis. Yet for the most natural looking solution, the permanently anchored dental implant bridge is the answer when the prerequisites are met.



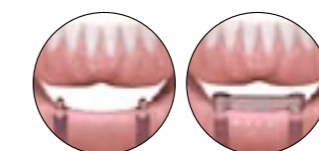
2. For a permanently anchored dental implant bridge, several dental implants are installed to form a good foundation. Because the dental implants are anchored in the jawbone, they stimulate the bone tissue and help to maintain healthy bone levels and facial structures.



An overdenture involves installing two or more dental implants that will be used as a secure foundation to attach the prosthesis.



3. The abutments are attached to the dental implants and the bridge is fitted in place. All dental work is performed according to your prerequisites and wishes.



For the overdenture, either ball abutments or a small bar between the abutments are used. The prosthesis is fitted with corresponding devices underneath.



4. The dental implant bridge, or the overdenture, is now in place. It looks and functions like normal teeth. You can now eat whatever you like and laugh without having to worry about the prosthesis falling out.

“I would definitely make the same choice again!”

“I’m a professional singer and in my business looks are important, particularly when performing on TV,” explains Carola Szücs. “The cameras are very intrusive and reveal every detail of my face without mercy—even the inside of my mouth!”

Carola Szücs was about 11 years old when her dentist concluded that she still had

four of her milk teeth left—and that she lacked genes for permanent teeth. The milk teeth were remarkably durable and it wasn’t until she was 28 that she started having problems. The time had come to extract them.

“My dentist explained that he would have to grind down eight of my healthy teeth to attach the bridges that would replace my extracted milk teeth. And my immediate reaction was: forget it! So he suggested implant treatment and referred me to a specialist. While waiting for the implants to be installed, I had visible gaps in both the upper and lower jaws. And they really affected my self-confidence.

When the time came to install the implants, I was in the middle of doing a TV show about a performing arts school, called Fame Factory. As one of the students, I simply couldn’t be away for long. Fortunately, I was back on the stage again—just a few days after the surgery. After a couple of months the new crowns were attached. I am very satisfied with the result and would definitely make the same choice all over again!”

Carola Szücs, 30 years



“Nobody can see the difference!”

“I forget that I have an implant for a front tooth,” says Peter Hjelm a captain for a charter airline. “And I like it that way.”

“My brother and I played a lot of sports on the ice when we were teenagers,” explains Peter. “Sometimes the game got a bit rough and on one occasion my brother’s ice-skate managed to hit my front tooth. Needless to say, it wasn’t a pleasant experience. The result was a damaged front tooth with a root canal. It functioned well enough for many

years—until I bit into an apple and the entire root broke off! To make matters worse, I no longer had a good base for connecting a new tooth.

After consulting my dentist, I realized that an implant would suit me perfectly. However, before the implant could be installed, the rest of my damaged root had to be extracted and the jawbone required time to heal. I received a temporary solution that I could remove myself. I wasn’t allowed to put any load on the jawbone so the temporary solution was more or less just for looks. In fact, when I was off duty I didn’t use it at all. But with it on, I noticed that I

really missed my real front tooth. I became more reserved and probably didn’t laugh as much as I used to.

After a few months, it was time for the implant surgery. Everything went well and I didn’t feel much. In fact, I was much more comfortable compared to when I got the root canal. Today, I easily forget that I have an implant. It feels and looks just like a natural tooth.”

Peter Hjelm, 47 years

“Simply marvelous!”

“Getting dental implants has made all the difference,” says Britt-Lis Nilsson.

“Now I don’t have to worry about my teeth falling out and I can eat all my favorite foods again. It has meant so much to me.”

“I have always had bad teeth, and over the years I have had countless fillings, root canals and bridges,” explains Britt-Lis. “But, little by little, both the teeth that anchored the bridges and the root canals began to collapse. Finally I ended up with dentures in both the upper and lower jaw. The upper denture worked ok, but the lower denture was totally hopeless. It was always loose and constantly jiggling around—and this made me very insecure. I couldn’t even eat properly.

So my dentist informed me about implants, explaining that they are fixed and function like natural teeth. It was an easy choice.

Ever since I was a young girl, I have been afraid of the dentist. The surgery was performed under local anesthesia, and to my surprise the procedure was not uncomfortable

at all! I was very well taken care of and not worried at all. Afterwards I received pain-relievers, but I don’t think I really needed them. In fact, getting a root canal was far more traumatic than getting the implants.

Once the new teeth were in place it took a couple of days before I got used to them—after all, I had been without teeth for such a long time! The same day that I got my new teeth I celebrated with my two grown-up sons by having a nice dinner at a restaurant. For the first time in ages I was able to enjoy both the meal and the company without having to worry about my teeth.”

Britt-Lis Nilsson, 77 years



“Twelve years later and I’m still very satisfied”

“I have nothing against ‘spare parts’ if they can make your life easier—and that’s definitely what the implant has done for me,” says Bengt Kalin. He works as a consultant—and has had an implant as a secure replacement for his left front tooth for twelve years now.

“The problems with my front tooth started when I was around 13 years old,” explains Bengt. “The tooth was in bad condition and I had to have a root canal. But after a while, it became discolored and bluish—not particularly attractive. So my previous dentist extracted the tooth and replaced it with a conventional crown, attached to the adjacent teeth.

In my work, I am often at a podium giving lectures. When I woke up one morning 15 years ago, I discovered that my tooth had fallen out. And I had an important presentation to make that very day! So,

in somewhat of a panic, I called my present dentist who quickly glued the crown back in place. This ‘quick fix’ was repeated several times during a period of two years—very inconvenient. But I did not want to speak in front of a lot of people with a big gap in my mouth.

When my dentist later suggested implants, the decision was easy. I said yes immediately! The treatment went well and everything was taken care of professionally. Today, I am not even aware of the implant—in fact, I forget that it is there! I enjoy playing the trombone in my spare time. Now I know that I have a new tooth that can take the pressure. No more worrying about the crown falling off—and that’s making my life a lot easier.”

Bengt Kalin, 60 years



